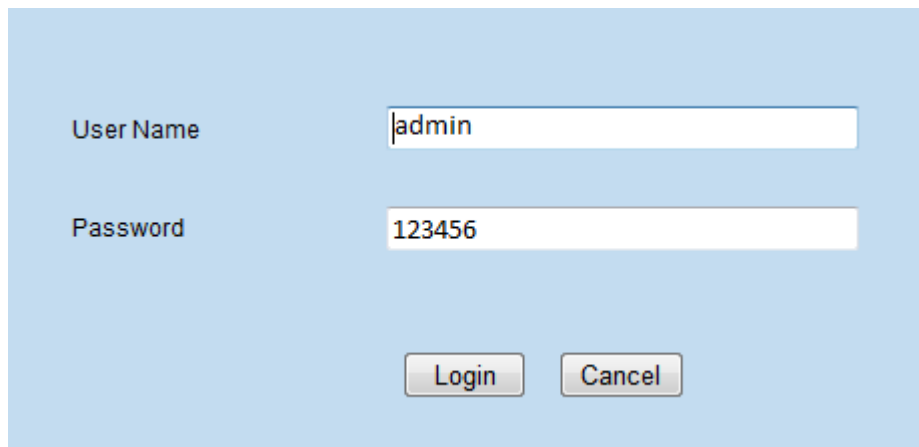


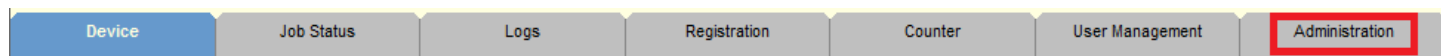
# Setting up LDAP on Toshiba Copiers

Login to Top Access –



A login form with a light blue background. It contains two input fields: 'User Name' with the text 'admin' and 'Password' with the text '123456'. Below the fields are two buttons: 'Login' and 'Cancel'.

Click on **Administration**.



Click on **Maintenance**.



Click on **Directory Services**.

## Maintenance

[Upload Software](#) | [Remove Software](#) | [Create Clone File](#) | [Install Clone File](#) | [Import](#) | [Export](#) | [Delete Files](#) | [Directory Service](#) | [Notification](#)

Click on **New** at the top to add a new Directory Service. (**Note:** MFP Local is the default address book on the machine itself.)

**New**

Default Server	Directory Service Name	Server IP Address	Search Base
<input checked="" type="radio"/>	MFP LOCAL	localhost	DC=toshiba-addressbook,DC=com

The form shown below will have to be filled out with your LDAP directory information, including a username & password that will need to have access to query the search string.

**Directory Service Name** – This is just the name for you to know it is your LDAP settings

**Server IP Address** – The IP Address to the server that has your LDAP search base

**Port Number** – This is usually 389 unless you have changed it

**Authentication** – You have 7 options in the drop down. If you have not changed your security type for logging in, Auto or Login will work fine.

**Search Base** – Your search string for your LDAP. Example: DC=broward, DC=org

**User Name** – The username you would like to login with. We recommend doing **domain/user** so it will be able to authenticate correctly to the server.

**Password** – The password for the above user name.

**Search Timeout** – This is the amount in seconds before the search times out if it cannot find anything in the LDAP search.

**Enable SSL** – If your server authentication does require SSL, this will need to be turned on.

**SSL Port Number** – If you enable SSL, **636** is the default port unless you have changed it.

Once you have finished setting up the LDAP, click **OK** to finish.

---

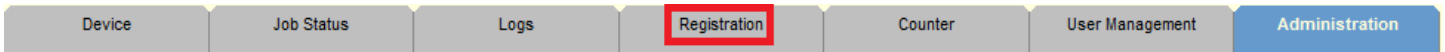
**\*Required**

<b>*Directory Service Name</b>	<input type="text"/>
<b>*Server IP Address</b>	<input type="text"/>
<b>*Port Number</b>	<input type="text" value="389"/>
<b>Authentication</b>	<input type="text" value="Auto"/>
<b>Search Base</b>	<input type="text"/>
<b>User Name</b>	<input type="text"/>
<b>Password</b>	<input type="text"/>
<b>Search Timeout</b>	<input type="text" value="1"/>
<b>Enable SSL</b>	<input type="text" value="Disable"/>
<b>SSL Port Number</b>	<input type="text" value="636"/>


Make sure you highlight your desired Default Server for the machine to search from.

Default Server	Directory Service Name	Server IP Address	Search Base
<input type="radio"/>	MFP LOCAL	localhost	DC=toshiba-addressbook,DC=com
<input checked="" type="radio"/>	<a href="#">Test</a>	192.168.192.168	dc=domain, dc=com

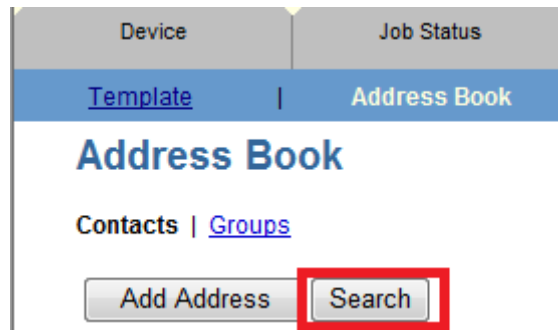
To test if everything works properly, click on the **Registration** tab at the top.



Click on **Address Book**.



Click on **Search** above the address book.



Make sure you have the correct Directory Service Name selected, then type in either First Name or Last Name and click on **Search**.

### Search Contact



Enter a partial name or Email address to search for a contact.

Directory Service Name	Test
First Name	<input type="text"/>
Last Name	<input type="text"/>
Email Address	<input type="text"/>
Fax Number	<input type="text"/>
Company	<input type="text"/>
Department	<input type="text"/>

If you successfully established a connection, you will see the results:

<input checked="" type="checkbox"/>	▼Name	Email Address	Fax Number
<input type="checkbox"/>	Peggy Perkins	pperkins@tbsfl.toshiba.com	

If you have issues, you will see the following:

## Search Address List

The directory service has denied access. Check the properties for this directory service.

<input checked="" type="checkbox"/>	▼Name	company	department	Email Address	Fax Number
-------------------------------------	-------	---------	------------	---------------	------------

[Go to top of this page](#)

If you see the above, then there is an issue with the Directory Service settings, whether it's the Search Base or Authentication.